


Safety Sami Says: Be Safe While Walking!



Be Safe!
" Always cross the street at the corner and wait until the pedestrian signal appears. Then cross the street at the cross walk! "



TM




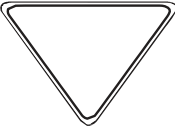







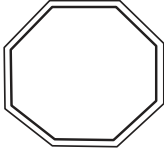


INDIANA UNIVERSITY

SCHOOL OF MEDICINE
Safety Education and Outreach

- Never play in driveways, streets, or parking lots.
- Ask an adult to help you get a ball, toy, pet, or anything else that has gone out into the street. Never run out into the street alone.
- Wear brightly colored or reflective clothing or reflectors when it is dark, raining, or snowing.
- Always walk on the sidewalk. If there is not a sidewalk, walk facing the traffic and stay over to the side of the street as far as possible from oncoming cars.
- Learn and obey all traffic lights, signs, and signals so that you know when it is safe to walk across the street.
- Always cross the street at a corner or crosswalk, cross only when you have a green light or the walk signal.
- Always look left, right, and left and also behind you before you cross the street.

Can you name the different traffic safety signs in your neighborhood and tell what they mean? Draw a line from the traffic safety sign on the left to the matching shape on the right.

			
School Crossing	Stop Sign		
			
Speed Limit Sign	Pedestrian Crossing		
			
Yield Sign	Railroad Crossing		